

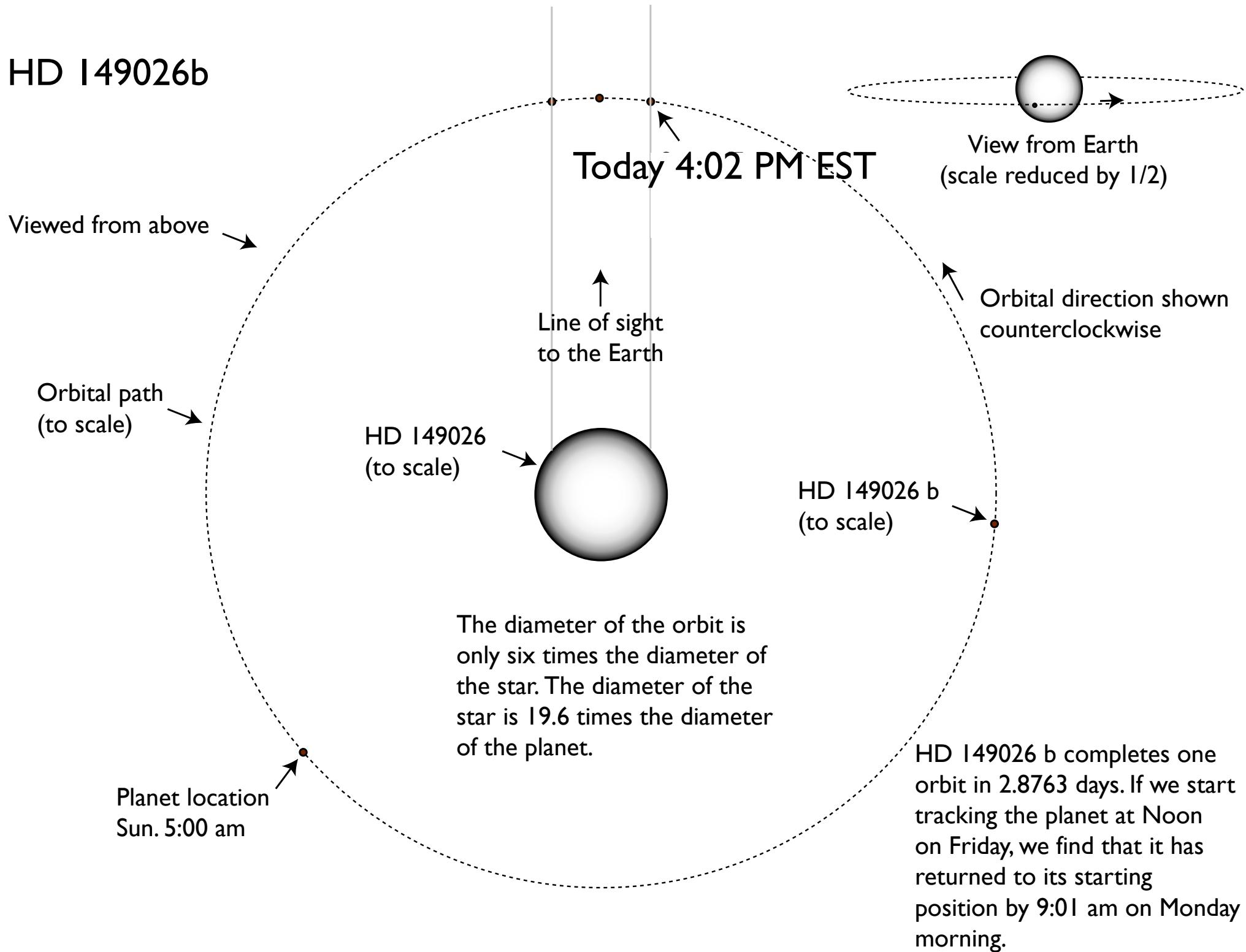
evolution and global properties of hot jupiters

gregory laughlin - uco/lick observatory

# Collaborators

- Mark Ammons, Peter Bodenheimer, Paul Butler, Debra Fischer, Greg Henry Shigeru Ida, Geoff Marcy, Sally Robinson, Jay Strader, Bunei Sato, Steve Vogt, Aaron Wolf
- Funding from the NASA TPF Program and the NSF CAREER Program

# HD 149026b



HD 149026 b completes one orbit in 2.8763 days. If we start tracking the planet at Noon on Friday, we find that it has returned to its starting position by 9:01 am on Monday morning.

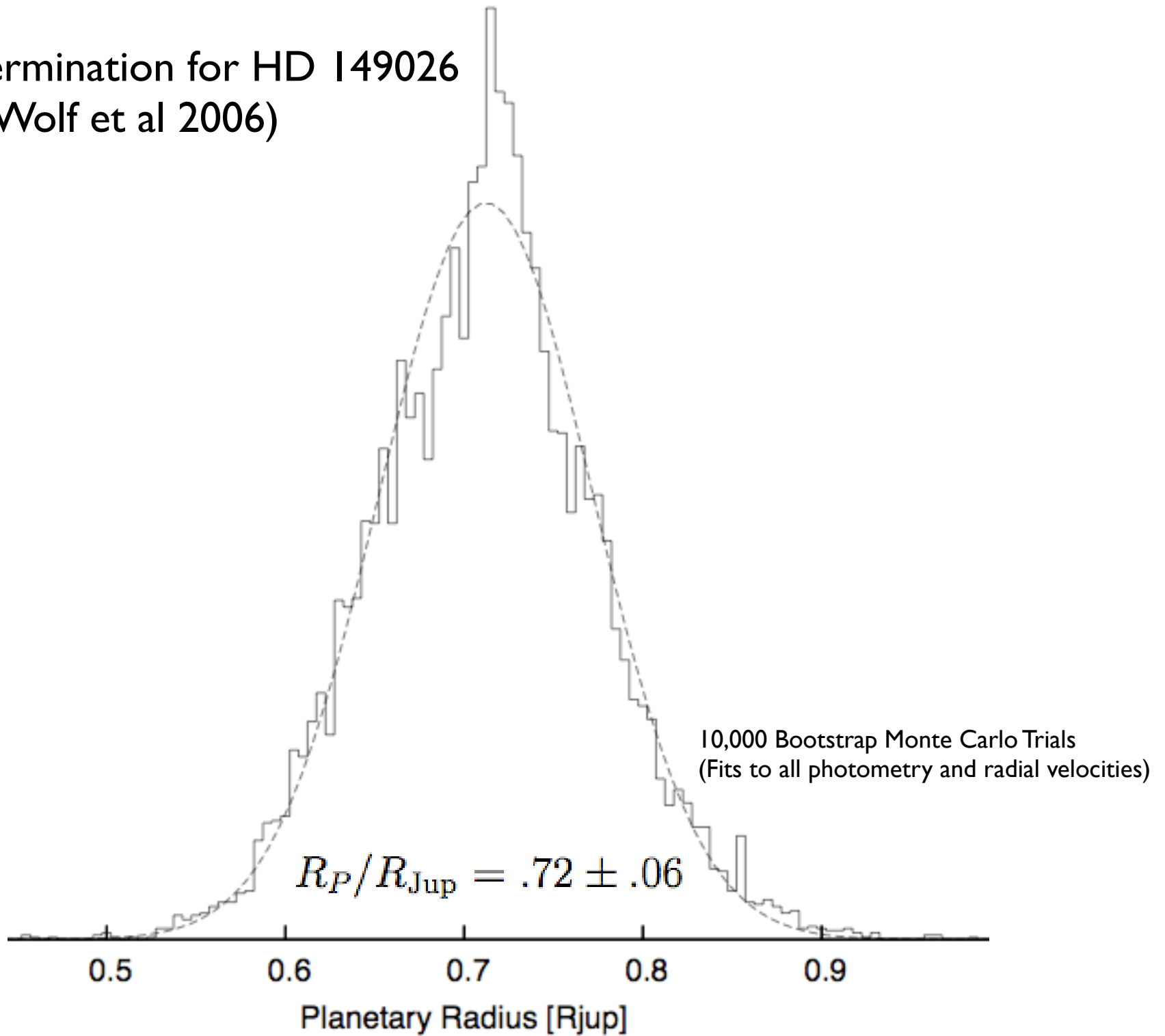
# The Known Transiting Planets

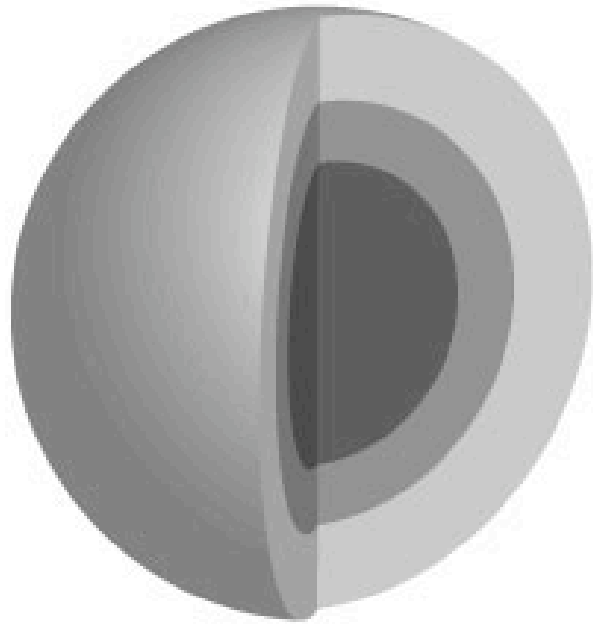
Planet	$M_{\star}$ $M_{\odot}$	$P$ days	$T_{\star\text{eff}}$ K	$R_{\star}$ $R_{\odot}$	$K$ $\text{m s}^{-1}$	$R_{\text{pl}}$ $R_{\text{Jup}}$	$M_{\text{pl}}$ $M_{\text{Jup}}$	$T_{\text{eff pl}}$ K	$R_{\text{pl}}$ core	$R_{\text{pl}}$ no core
OGLE TR56-b	1.04±.05	1.21	5970±150	1.10±.10	265± 38	1.23±.16	1.45±.23	1800± 130	1.12±.02	1.17±.02
OGLE TR113-b	0.77±.06	1.43	4752±130	0.76±.03	287± 42	1.08±.06	1.35±.22	1186± 78	1.07±.01	1.12±.01
OGLE TR132-b	1.34±.10	1.69	6411±179	1.41±.20	167± 18	1.13±.08	1.01±.31	1870± 170	1.13±.02	1.18±.02
OGLE TR10-b	1.00±.05	3.10	6220±140	1.18±.04	80± 17	1.16±.05	0.54±.14	1427± 88	1.01±.02	1.13±.01
OGLE TR111-b	0.82±.07	4.02	5070±400	0.85±.10	78± 14	1.00±.13	0.53±.11	930± 100	0.97±.02	1.09±.01
HD209458-b	1.06±.13	3.52	6099± 23	1.15±.01	86± 1	1.35±.01	0.66±.06	1314± 74	1.02±.01	1.12±.00
TrES-1	0.87±.03	3.00	5214± 23	0.83±.03	115± 6	1.08±.05	0.73±.04	1038± 61	1.02±.01	1.10±.00
HD149026-b	1.30±.10	2.88	6147± 50	1.45±.10	43± 3	0.73±.05	0.36±.03	1533± 99	0.98±.02	1.15±.02
HD189733-b	0.82±.03	2.22	5050± 50	0.76±.01	205± 6	1.26±.03	1.15±.04	1074± 58	1.07±.01	1.11±.01

Model Predictions 

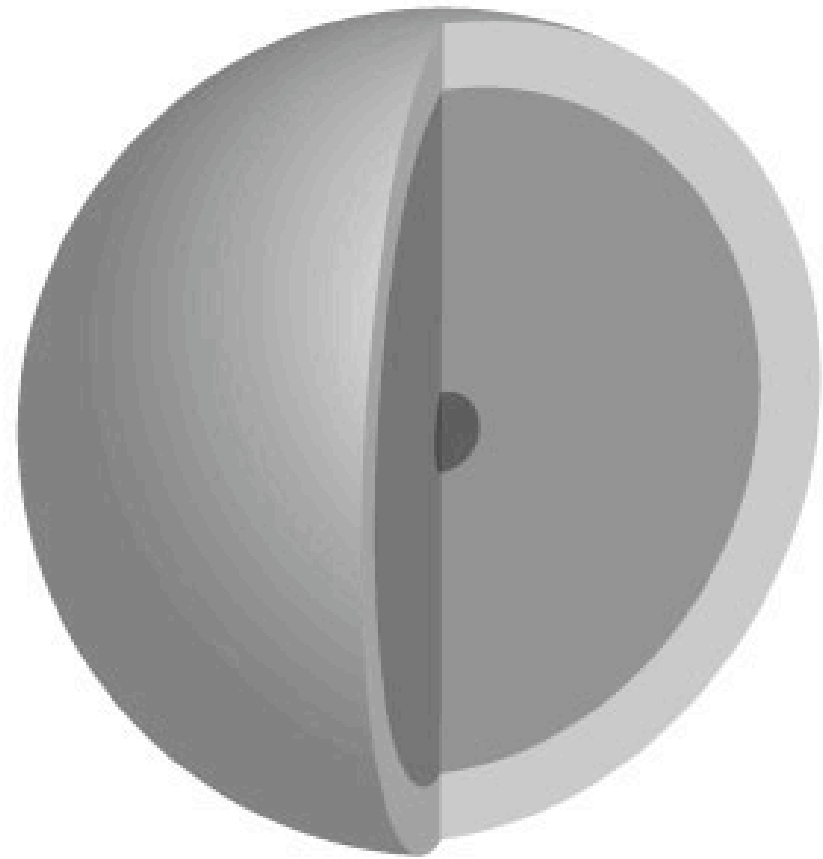
HD 209458b and HD 189733b “too large”  
 HD 149026b “too small”

Radius determination for HD 149026  
(Wolf et al 2006)





**HD 149026 b**



**Jupiter**

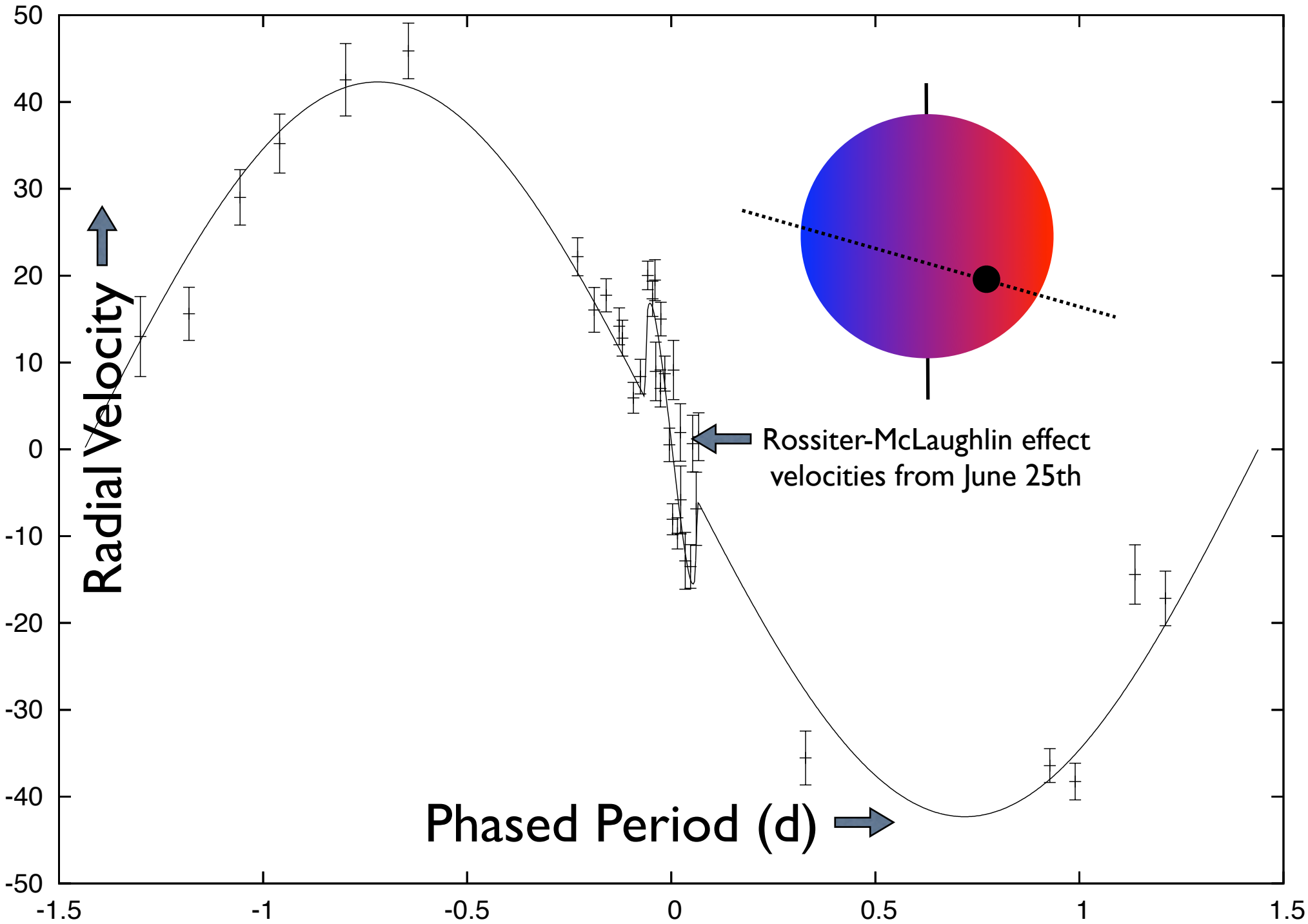
$R/R_{\text{jup}}$	$R/R_{\text{jup}}$	$M_{\text{core}}$
10.5 gm/cc	5.5 gm/cc	
0.594	0.662	89.3
0.681	0.745	74.5
0.769	0.818	60.0
0.866	0.905	43.6

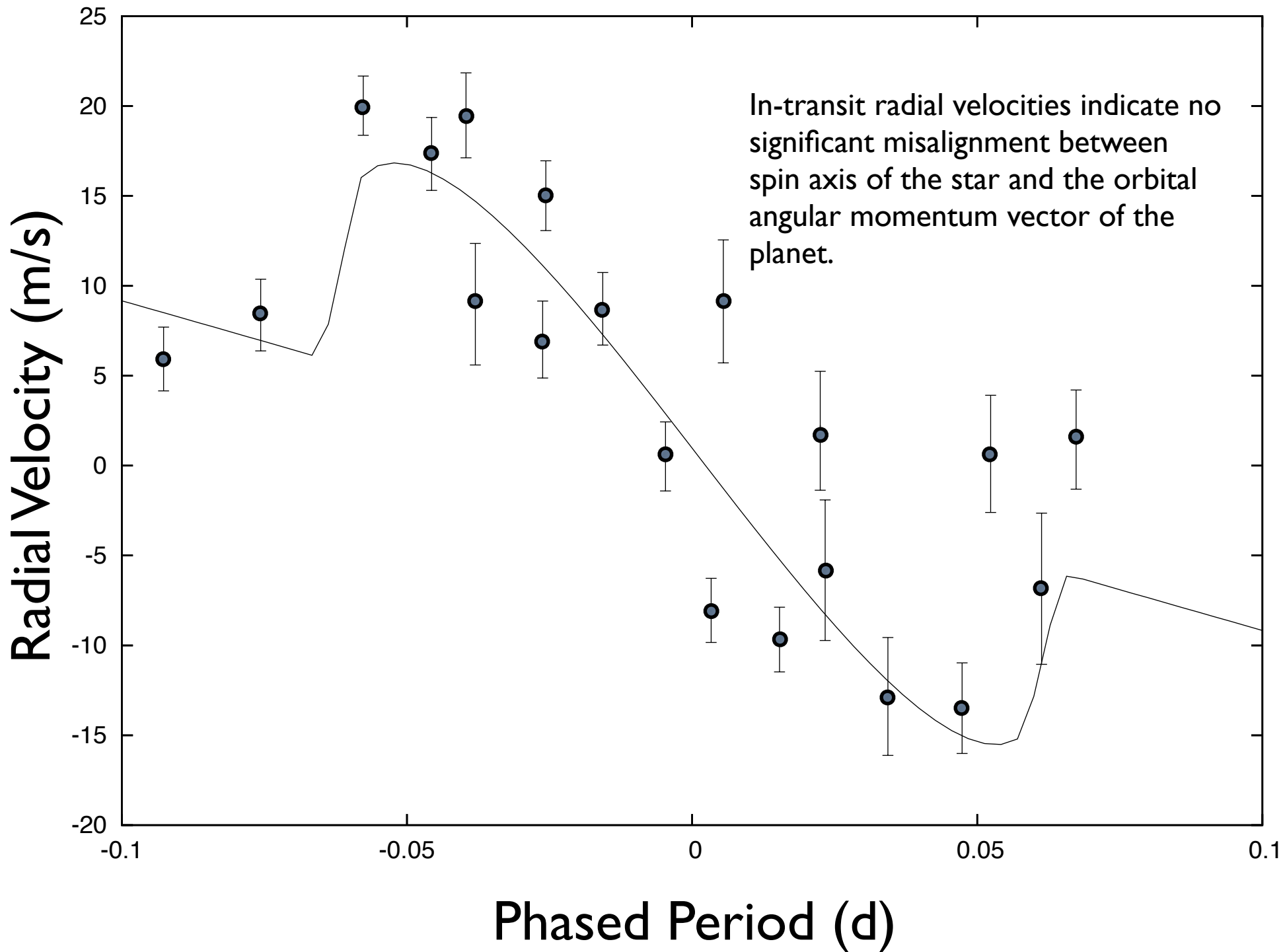


molecular hydrogen and helium

liquid metallic hydrogen

heavy element core

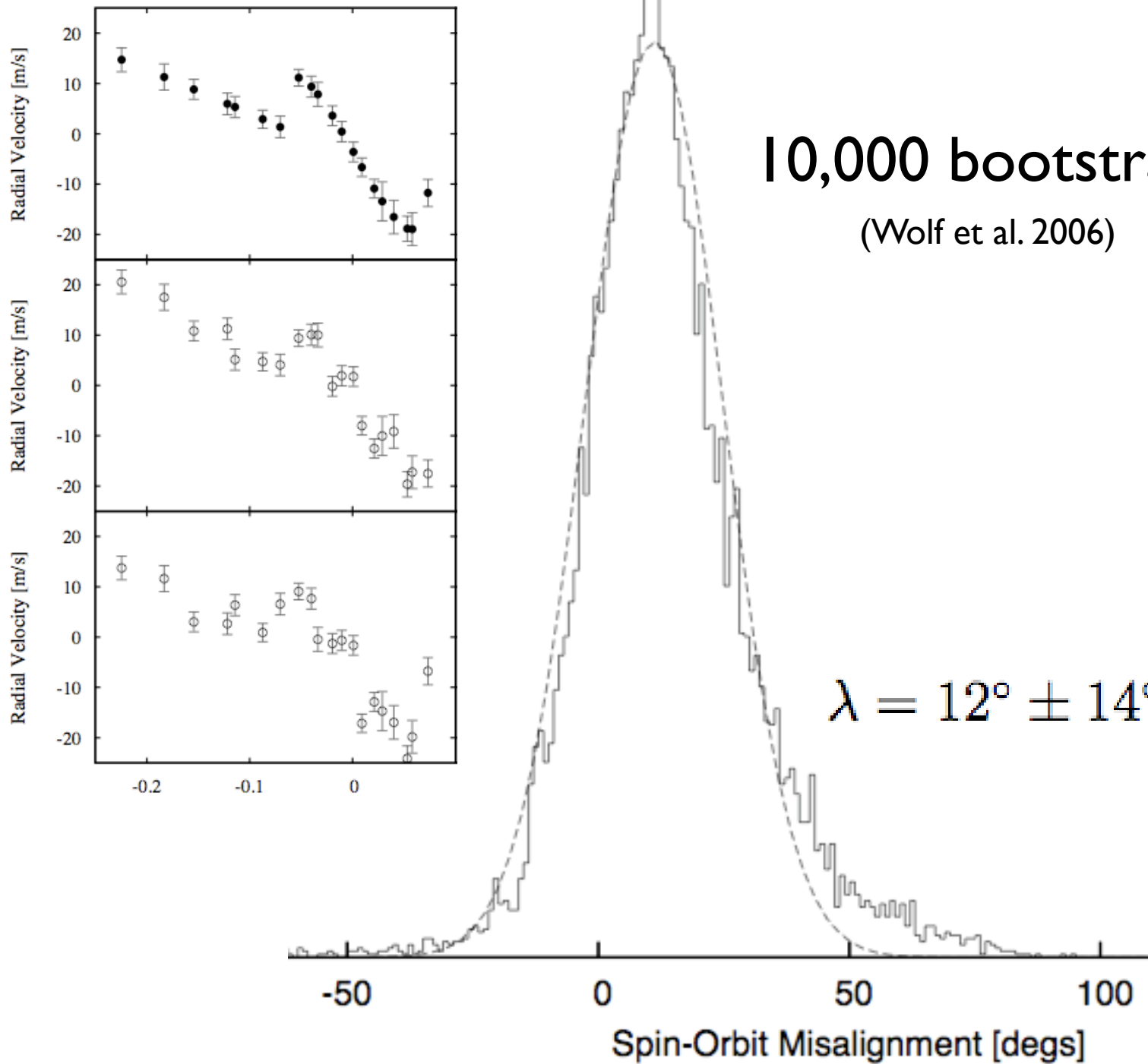




10,000 bootstrap trials

(Wolf et al. 2006)

$$\lambda = 12^\circ \pm 14^\circ$$



# The Known Transiting Planets

Planet	$M_{\star}$ $M_{\odot}$	$P$ days	$T_{\star\text{eff}}$ K	$R_{\star}$ $R_{\odot}$	$K$ $\text{m s}^{-1}$	$R_{\text{pl}}$ $R_{\text{Jup}}$	$M_{\text{pl}}$ $M_{\text{Jup}}$	$T_{\text{eff pl}}$ K	$R_{\text{pl}}$ core	$R_{\text{pl}}$ no core
OGLE TR56-b	1.04±.05	1.21	5970±150	1.10±.10	265± 38	1.23±.16	1.45±.23	1800± 130	1.12±.02	1.17±.02
OGLE TR113-b	0.77±.06	1.43	4752±130	0.76±.03	287± 42	1.08±.06	1.35±.22	1186± 78	1.07±.01	1.12±.01
OGLE TR132-b	1.34±.10	1.69	6411±179	1.41±.20	167± 18	1.13±.08	1.01±.31	1870± 170	1.13±.02	1.18±.02
OGLE TR10-b	1.00±.05	3.10	6220±140	1.18±.04	80± 17	1.16±.05	0.54±.14	1427± 88	1.01±.02	1.13±.01
OGLE TR111-b	0.82±.07	4.02	5070±400	0.85±.10	78± 14	1.00±.13	0.53±.11	930± 100	0.97±.02	1.09±.01
HD209458-b	1.06±.13	3.52	6099± 23	1.15±.01	86± 1	1.35±.01	0.66±.06	1314± 74	1.02±.01	1.12±.00
TrES-1	0.87±.03	3.00	5214± 23	0.83±.03	115± 6	1.08±.05	0.73±.04	1038± 61	1.02±.01	1.10±.00
HD149026-b	1.30±.10	2.88	6147± 50	1.45±.10	43± 3	0.73±.05	0.36±.03	1533± 99	0.98±.02	1.15±.02
HD189733-b	0.82±.03	2.22	5050± 50	0.76±.01	205± 6	1.26±.03	1.15±.04	1074± 58	1.07±.01	1.11±.01

Model Predictions 

HD 209458b and HD 189733b “too large”  
 HD 149026b “too small”



IRTf view of Jupiter in Near-IR

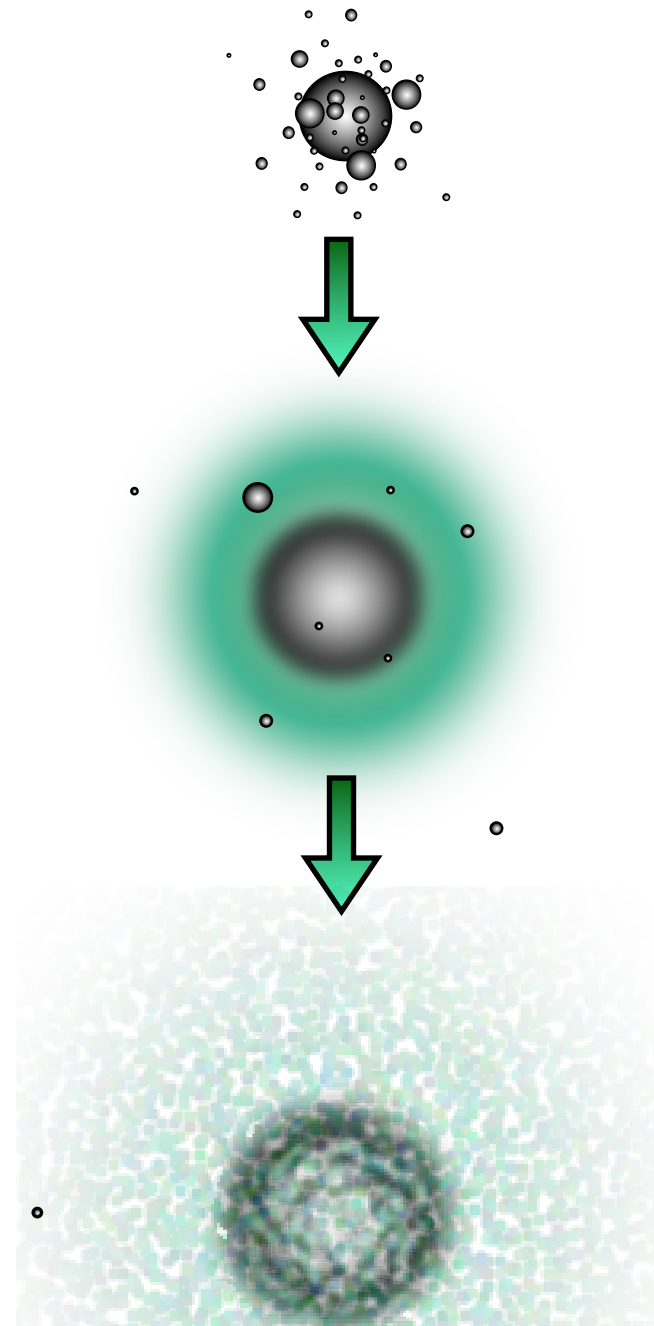
# The Core Accretion Paradigm

Perri & Cameron 1974, Mizuno et al 1978, Mizuno 1980, Bodenheimer & Pollack 1986, Pollack et al 1996

During **Phase 1**, the growing planet consists mostly of solid material. The planet experiences runaway accretion until the feeding zone is depleted. Solid accretion occurs much faster than gas accretion during this phase.

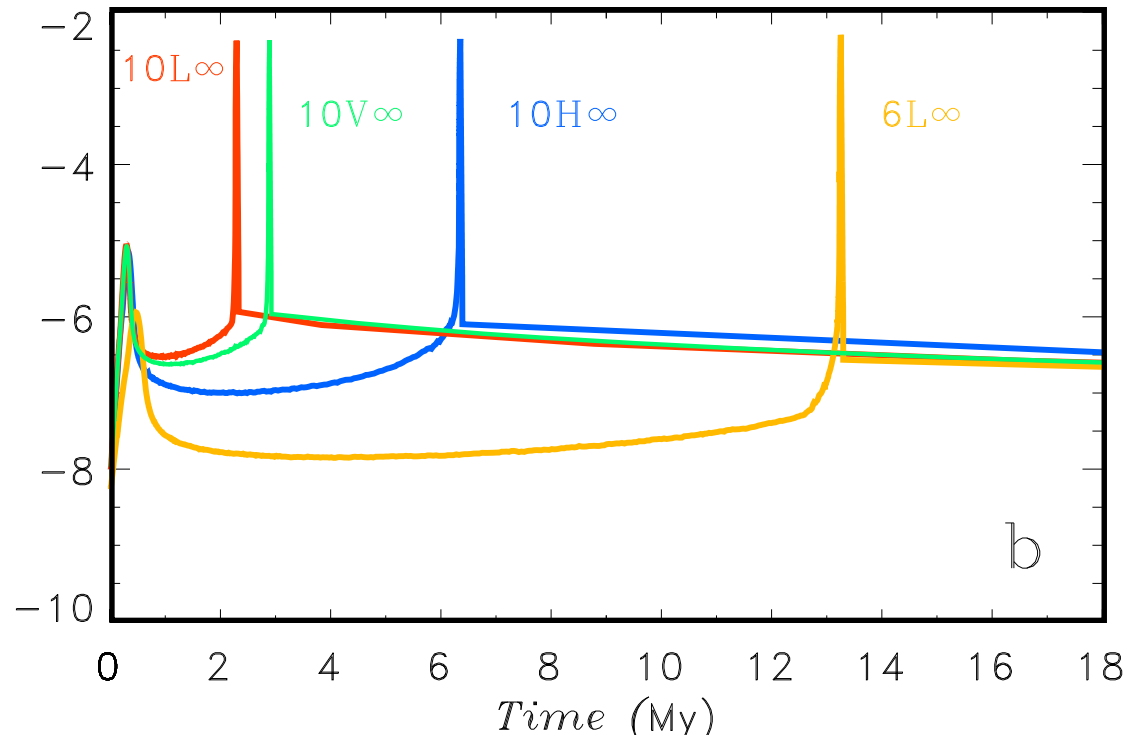
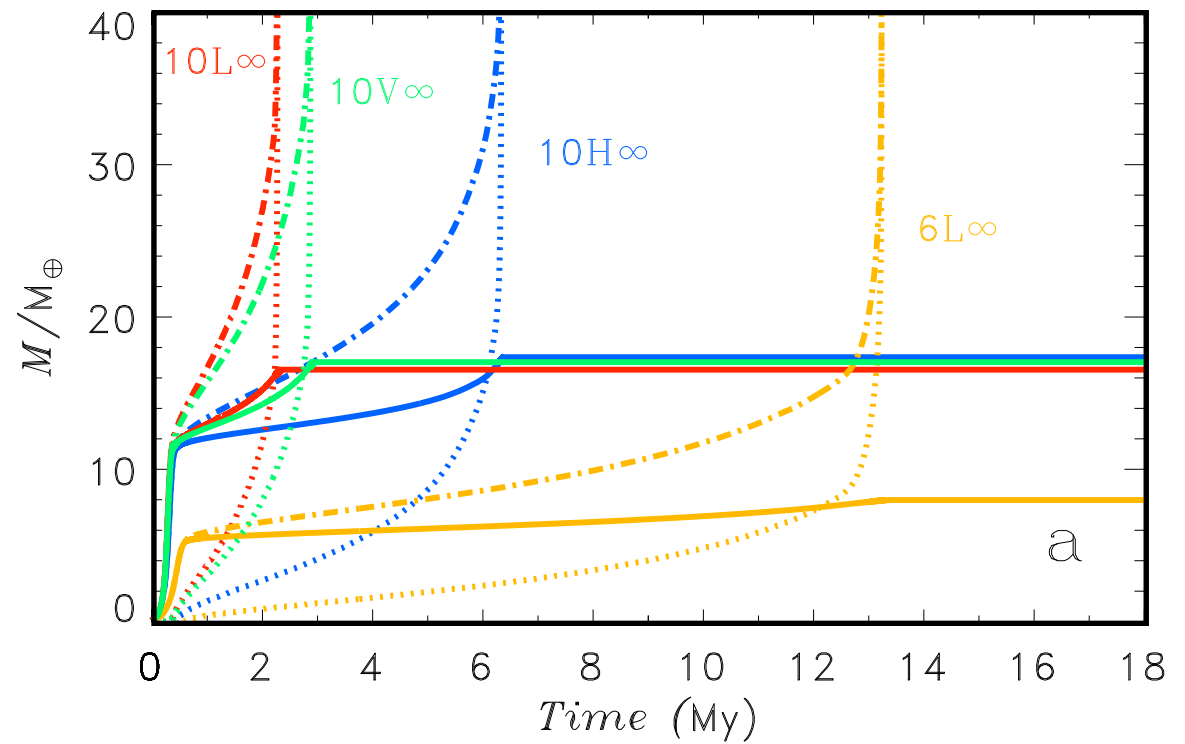
During **Phase 2**, both solid and gas accretion rates are small and are nearly independent of time. This phase dictates the overall evolutionary time-scale.

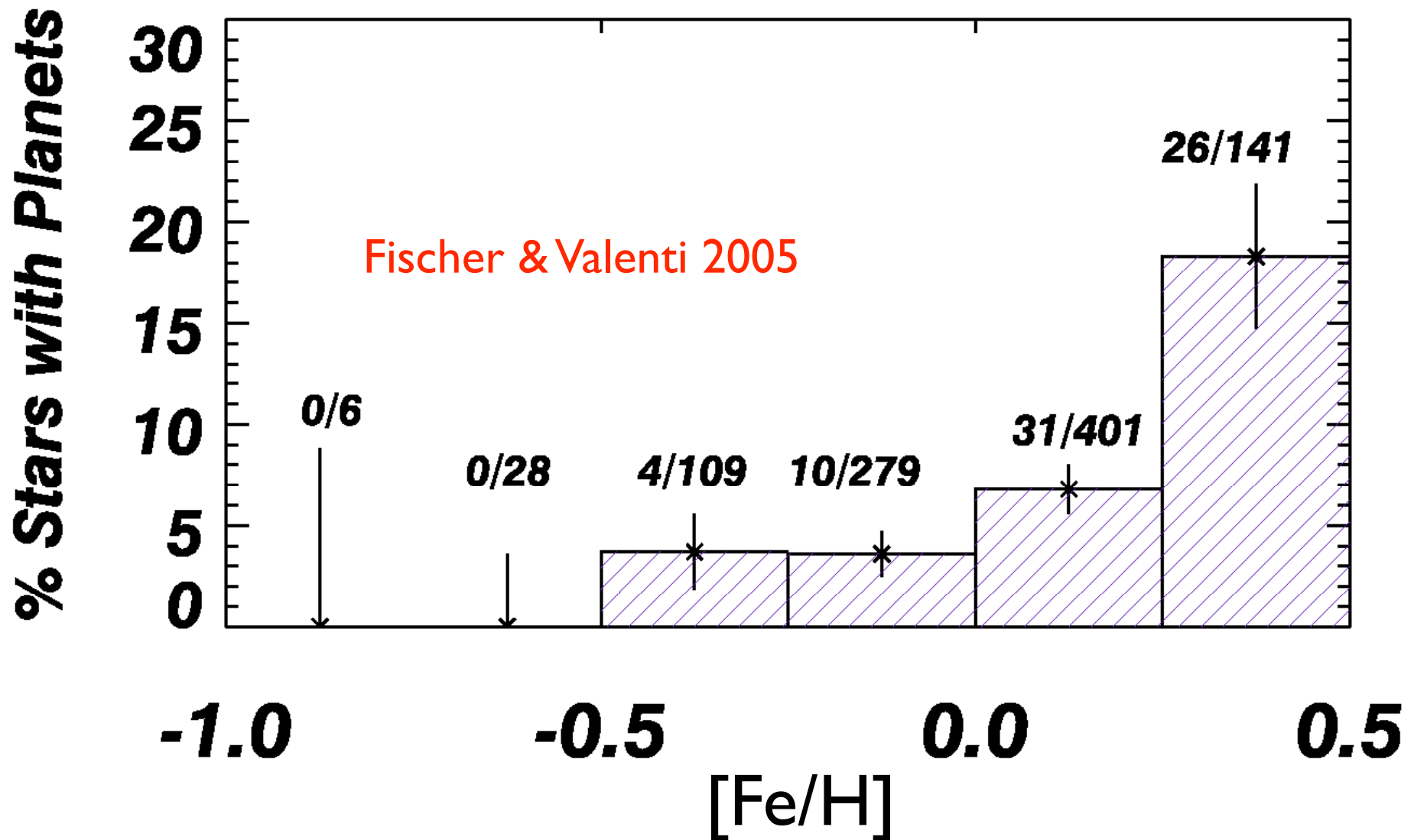
During **Phase 3**, runaway gas accretion occurs. Runaway gas accretion starts when the solid and gas masses are roughly equal.



A key (and well established) result of standard core accretion theory is the extraordinary sensitivity of the time of onset of rapid gas accretion to the surface density of solids in the disk.

Recent calculations by Hubickyj et al (2005), illustrate that decreasing the solid surface density from 10 to 6  $\text{gm/cm}^2$  causes a 12 Myr delay in the onset of rapid gas accretion. This solid surface density decrease corresponds to a  $\sim 0.2$  dex decrease in metallicity.

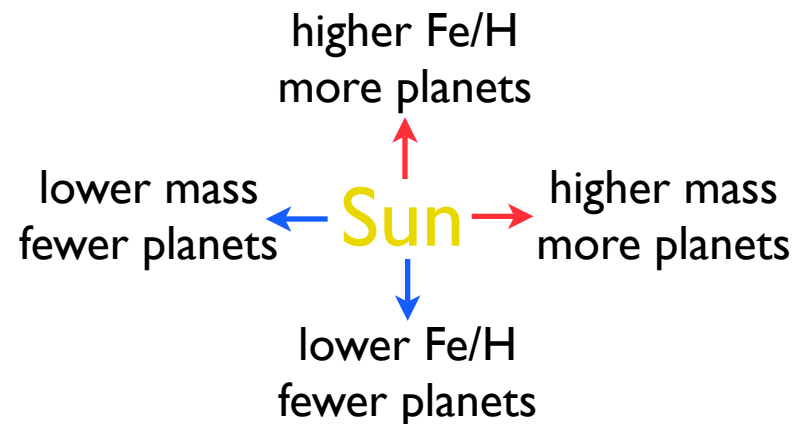




The extrasolar planet - host star metallicity connection is one of the most remarkable results to have emerged from the radial velocity surveys. The correlation can be interpreted as being the outcome of the sensitive dependence of core accretion on the surface density of solids in the protostellar disks.

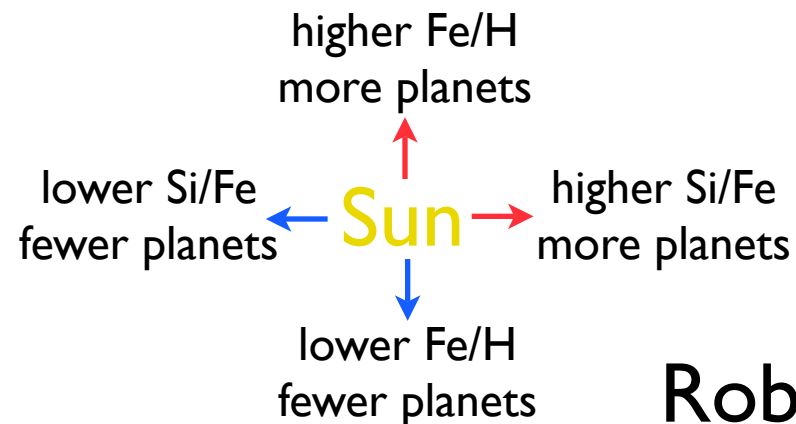
# Tests of the Core Accretion Theory

The sensitive dependence of the core accretion timescale on surface density is independent of the other controlling parameters. If this effect is responsible for the observed metallicity correlation, one expects that Jovian-mass planet formation should also proceed more easily in higher mass disks. If disk-to-star mass ratios are relatively constant, then there should also be a stellar mass correlation with planet frequency.

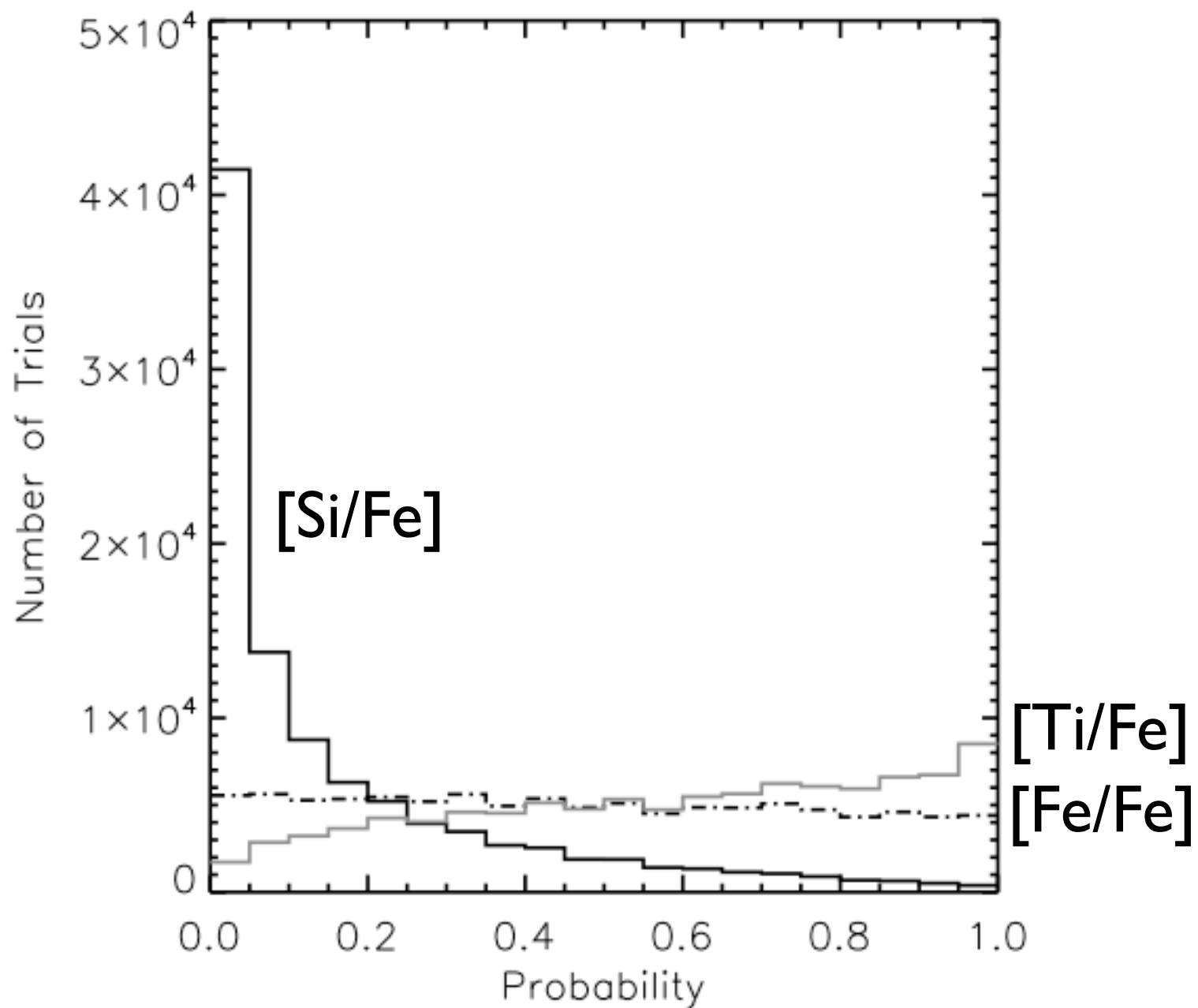


# Another test of the Core Accretion Theory

The sensitive dependence of the core accretion timescale on surface density is independent of the other controlling parameters. If this effect is responsible for the observed metallicity correlation, one also expects that at given Fe/H, the planet frequency should increase with O/Fe, and to a slightly lesser extent with Si/Fe (Si and O are both core forming elements, and they are produced primarily in Type II supernovae, and hence have correlated abundances).



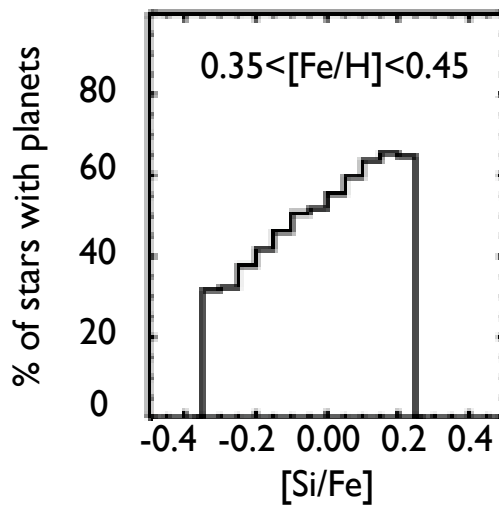
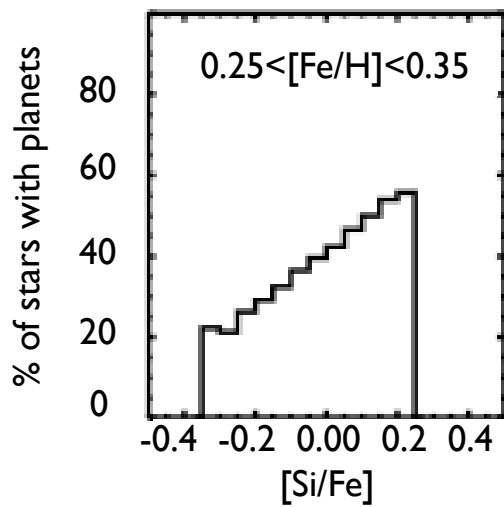
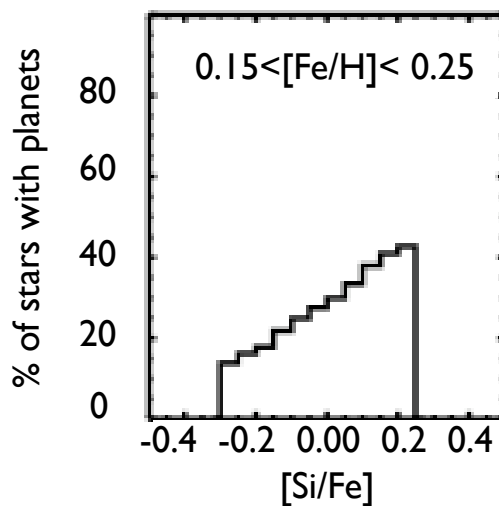
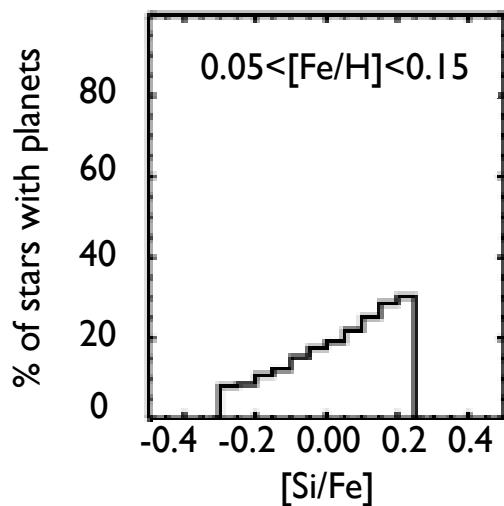
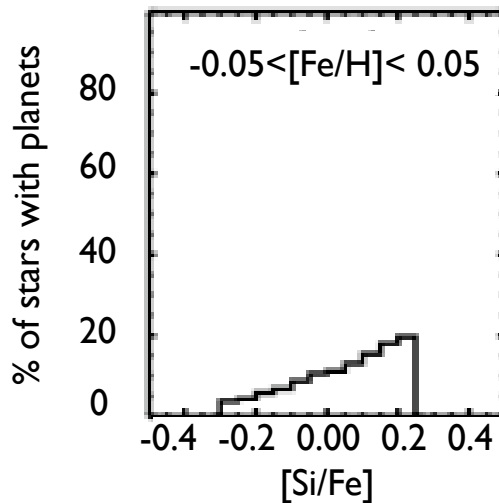
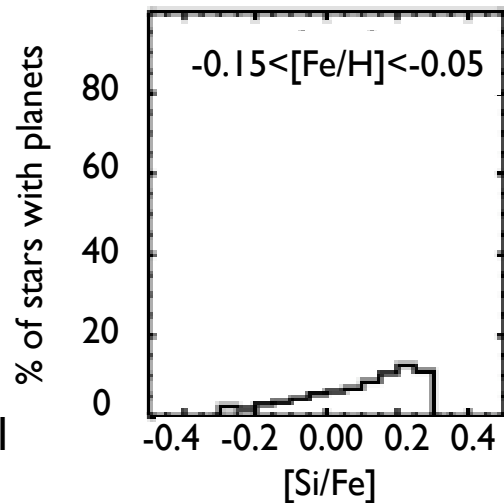
Robinson et al. 2006



Robinson et al. (2006) show that stars with an enhanced Si/Fe ratio at given Fe have a higher probability of harboring a detectable planet


# Predictions

Core-accretion based Planet formation model described in Robinson et al.(2006) predicts that the Silicon effect should be slightly less evident than suggested by the current observational data set.



## systemic

characterizing extrasolar planetary systems

[home](#)[register](#)[login](#)

### orbital 0

greg posted in [worlds](#) on january 2nd, 2006

Let a pebble slip from your hand and it falls straight to the ground. Toss the pebble sideways, and it traces a parabolic arc through the air. Imagine throwing the pebble sideways with even more speed. It lands further away. Imagine throwing the pebble with such great velocity that the surface of the Earth begins to curve away beneath it as it falls. In the absence of air friction, a pebble thrown sideways with sufficient velocity will fall in such a way that the Earth curves continuously out from underneath. The pebble falls endlessly without ever touching the ground. It is in orbit.



#### Pages:

- ❖ [What is Systemic?](#)
- ❖ [Console Tutorial #1](#)
- ❖ [Console Tutorial #2](#)
- ❖ [Console Tutorial #3](#)
- ❖ [Resources](#)

#### Links

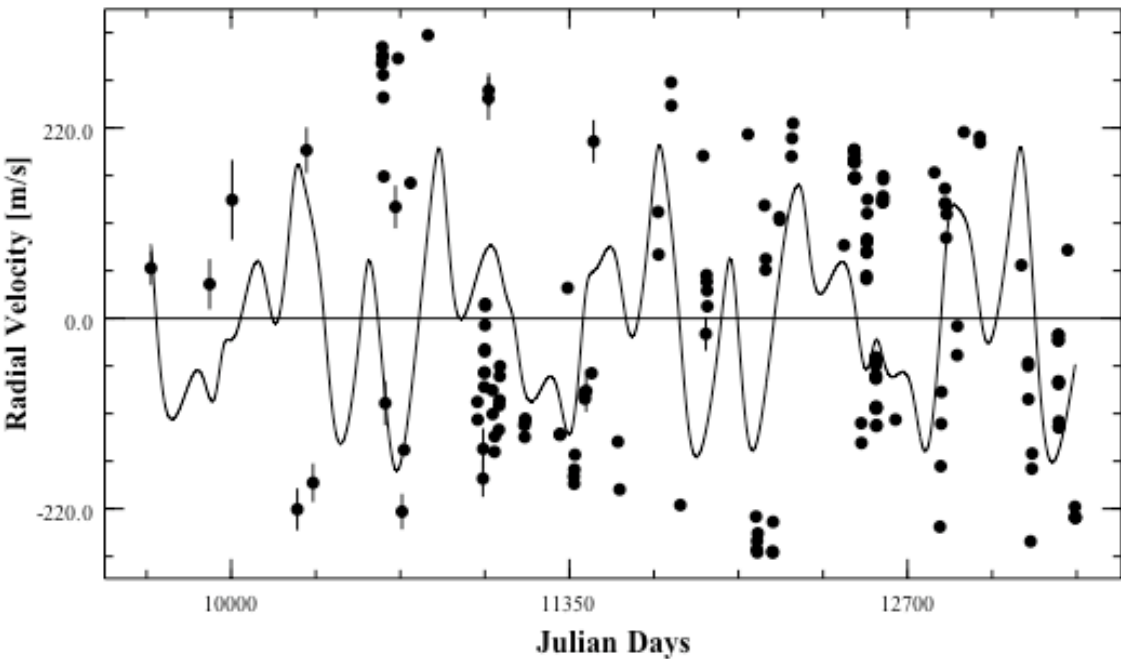
- ❖ [transitsearch](#)
- ❖ [systemic console](#)

#### Categories:

- ❖ [Uncategorized](#)
- ❖ [systemic faq](#)
- ❖ [exoplanet detection](#)
- ❖ [worlds](#)

#### Archives:

- ❖ [January 2006](#)
- ❖ [December 2005](#)
- ❖ [November 2005](#)



System: **gj876**

Fit:

Integrate

Orbital View:

Periodogram:  periodogram of residuals:

ChiSq =

RMS =  Req. Jitter =

Velocity Offsets  
(Telescopes relative to: gj876\_2.vels)

Stellar Offset

gj876\_1.vels

Period [days]	Mass [MJupiter]	Mean Anomaly [deg]	Eccentricity	Long Peri [deg]
<input type="text" value="289.4010"/>	<input type="text" value="1.0000"/>	<input type="text" value="0.000"/>	<input type="text" value="0.3254"/>	<input type="text" value="0.000"/>
<input type="text" value="235.9391"/>	<input type="text" value="1.0000"/>	<input type="text" value="0.000"/>	<input type="text" value="0.1243"/>	<input type="text" value="102.249"/>
<input type="text" value="701.7784"/>	<input type="text" value="1.8463"/>	<input type="text" value="83.077"/>	<input type="text" value="0.0000"/>	<input type="text" value="0.000"/>
<input type="text" value="10.0000"/>	<input type="text" value="1.0000"/>	<input type="text" value="0.000"/>	<input type="text" value="0.0000"/>	<input type="text" value="0.000"/>

[www.oklo.org](http://www.oklo.org)